

Children's Cabinet

March 25, 2024

Agenda

- Welcome and Introductions
- Vote on adoption of February meeting minutes
- School-age discussion
 - Population Overview
 - Chronic Absenteeism
 - Trauma-Informed Schools
 - Facilitated IEP Services
 - Youth Mental Health
 - Career Pathways
- Public Comment
- Adjournment



School-Age Youth Discussion

March 25 Children's Cabinet
Meeting

**RHODE
ISLAND**

Month	Proposed Topics
January	FY25 Governor’s Recommended Budget
February	<p>Age-cohort 1: Infant/Toddler Focus:</p> <ul style="list-style-type: none"> • Data on current trends and early experiences for infants/toddlers in RI • Infant/Early Childhood Mental Health Plan • Infant/Toddler Early Learning Strategic Planning
March	<p>Age-cohort 2: School Age Focus:</p> <ul style="list-style-type: none"> • Trauma Informed Schools Commission • Chronic Absenteeism Working Group • Youth Mental Health
April	<p>Age-cohort 3: Young Adult/Postsecondary Focus</p> <ul style="list-style-type: none"> • Higher education enrollment and graduation outcomes, and key initiatives such as RI Reconnect • Career Pathways & PrepareRI • Voluntary Extension of Care
May	<p>Progress Report on Strategic Priorities</p> <ul style="list-style-type: none"> • Early Childhood Care & Education Strategic Plan + Governance Implementation • Learn365RI • Children’s Behavioral Health System of Care
June	Community Engagement: Roundtable with youth @ community location (note: would need to be at a time that is accessible for young people)
July	FY25 Final Budget & Legislative Outcomes
August	Back to School – Priorities for 24-25 School Year
September	<p>Cross-agency focus: Workforce Strategies:</p> <ul style="list-style-type: none"> • Per Capita Income plan • Workforce trends • Gaps and strategies for key workforce areas (HHS, Early Learning, K-12, etc)
October	2030 Plan Updates & Progress
November	Community Engagement: Roundtable with parents @ community location
December	End of Year Report Outs on Key Priorities & Metrics

Notes:

- Agendas subject to change to address emerging needs / topics
- Highlight & celebrate awareness months

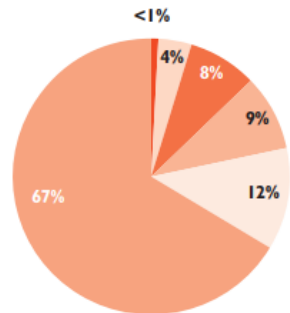
Population Overview - Demographics



Rhode Island Children Under Age 18, 2017-2021

By Race/Ethnicity*

<1%	American Indian and Alaska Native
4%	Asian
8%	Black
9%	Some Other Race
12%	Two or More Races
67%	White



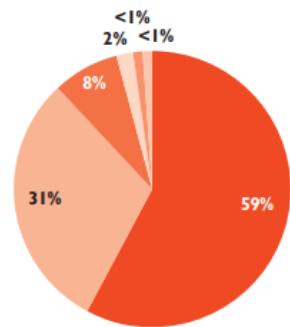
n=212,663

*Hispanic children may be included in any race category. Of Rhode Island's 212,663 children, 56,996 (27%) were Hispanic.

Source: U.S. Census Bureau, American Community Survey, 2017-2021. Tables B01001A, B01001B, B01001C, B01001D, B01001E, B01001F, B01001G, and B01001I.

By Family Structure

59%	Married-Couple**
31%	Single-Parent**
8%	Other Relatives
2%	Foster Family or Other Unrelated Household
<1%	Group Quarters
<1%	Child is Head of Household



n=212,663

**Only includes children who are related to the head of household by birth or adoption.

Source: U.S. Census Bureau, American Community Survey, 2017-2021. Tables B09001, B09002, and B09018.

- There are approximately 11,300 children in each birth cohort, with approximately 153,000 students currently who are school-age (ages 5-18 years old)
- Among children enrolled in public schools, 52% are White, 30% are Hispanic, 9% are Black, 5% are multiracial, 3% are Asian/Pacific Islander, and 1% are Native American.
- Among all public school students, 45% are low-income. In the core cities, 75% are low-income compared to 39% in the rest of the state.
- An increasing proportion of students are Multilingual Learners, with 16,682 students identifying as MLLs in the 2021-2022 school year (approximately 11% of all school-age youth).

Population Overview – Experiences

E-cigarettes are the most used substance among high school students, followed closely by alcohol and marijuana.

In 2022, 59% (1,485) of victims of child abuse or neglect were school age youth.



Current Substance Use, Rhode Island High School Students by Select Subgroups, 2021

	ALCOHOL USE*	E-CIGARETTE USE*	CIGARETTE USE*	MARIJUANA USE*	PRESCRIPTION DRUG MISUSE**
Female	20%	21%	4%	17%	10%
Male	15%	15%	3%	14%	7%
Asian, Non-Hispanic	19%	13%	NA	9%	7%
Black, Non-Hispanic	10%	12%	1%	15%	9%
White, Non-Hispanic	19%	18%	3%	16%	6%
All other races, Non-Hispanic	NA	NA	NA	NA	NA
Multiple races, Non-Hispanic	22%	27%	5%	22%	11%
Hispanic	17%	18%	3%	14%	11%
9th Grade	10%	15%	3%	10%	9%
10th Grade	12%	15%	2%	13%	9%
11th Grade	21%	18%	2%	16%	5%
12th Grade	28%	24%	5%	23%	9%
All Students	17%	18%	3%	16%	8%

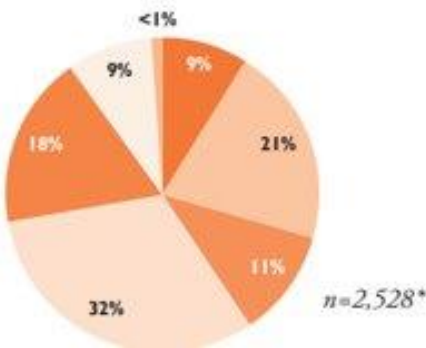
Source: 2021 Rhode Island Youth Risk Behavior Survey, Rhode Island Department of Health, Center for Health Data and Analysis. *Current use is defined as students who answered yes to using respective substances in the 30 days prior to the survey. **Prescription drug misuse is defined as ever took prescription pain medicine without a doctor's prescription or differently than doctor told them to use it. NA is not available due to small sample size.



Child Neglect and Abuse, Rhode Island, 2022

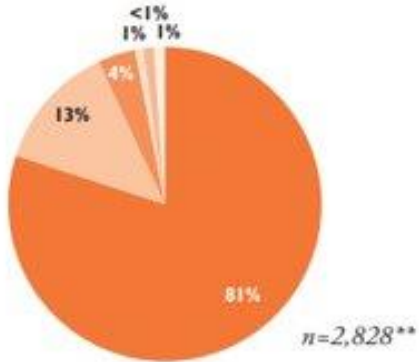
By Age of Victim*

- 9% (221) Under Age 1
- 21% (535) Ages 1 to 3
- 11% (282) Ages 4 to 5
- 32% (797) Ages 6 to 11
- 18% (464) Ages 12 to 15
- 9% (224) Ages 16 and Older
- <1% (5) Unknown



By Type of Neglect/Abuse**

- 81% (2,280) Neglect
- 13% (368) Physical Abuse
- 4% (112) Sexual Abuse
- 1% (25) Medical Neglect
- <1% (13) Emotional Abuse
- 1% (30) Other



Population Overview – Outcomes

In 2022:

- Among all 3rd graders, **37% met expectations for reading**. The greatest opportunities gaps existed for homeless students, students receiving special education services, and multilingual learners (10% reading on grade level).
- Among all 8th graders, **21% met expectations for math**. The greatest opportunities gaps existed for Native American students, homeless students, students in foster care, students receiving special education services, and multilingual learners.
- Among all students in the class of 2022, **63% enrolled in a 2- or 4-year college immediately following high school**.

The class of 2022 had an overall 83% high school graduation rate, but racial and ethnic opportunity gaps persist.



Rhode Island Four-Year High School Graduation and Dropout Rates, by Student Subgroup, Class of 2022

	COHORT SIZE	DROPOUT RATE	% COMPLETED GED	% OF STUDENTS STILL IN SCHOOL	FOUR-YEAR GRADUATION RATE
Female Students	5,405	7%	1%	5%	87%
Male Students	5,906	12%	1%	7%	80%
Multilingual/English Learners	1,216	24%	<1%	9%	68%
Students Receiving Special Education Services	1,794	14%	2%	18%	66%
Students Not Receiving Special Education Services	9,527	9%	1%	4%	87%
Low-Income Students	5,992	14%	1%	8%	76%
Higher-Income Students	5,329	4%	1%	3%	92%
Students in Foster Care	66	29%	3%	17%	52%
Homeless Students	207	24%	2%	10%	64%
Asian Students ⁺	336	2%	0%	5%	92%
Black Students	1,055	12%	<1%	8%	80%
Hispanic Students	3,151	14%	1%	8%	77%
Native American	99	27%	0%	4%	69%
White Students	6,220	7%	1%	4%	87%
ALL STUDENTS	11,321	10%	1%	6%	83%

Source: Rhode Island Department of Education, Class of 2022. Percentages may not sum to 100% due to rounding.

⁺Data for Asian students is not disaggregated by ethnic group. National research shows large academic disparities across Asian ethnic groups.

Chronic Absenteeism



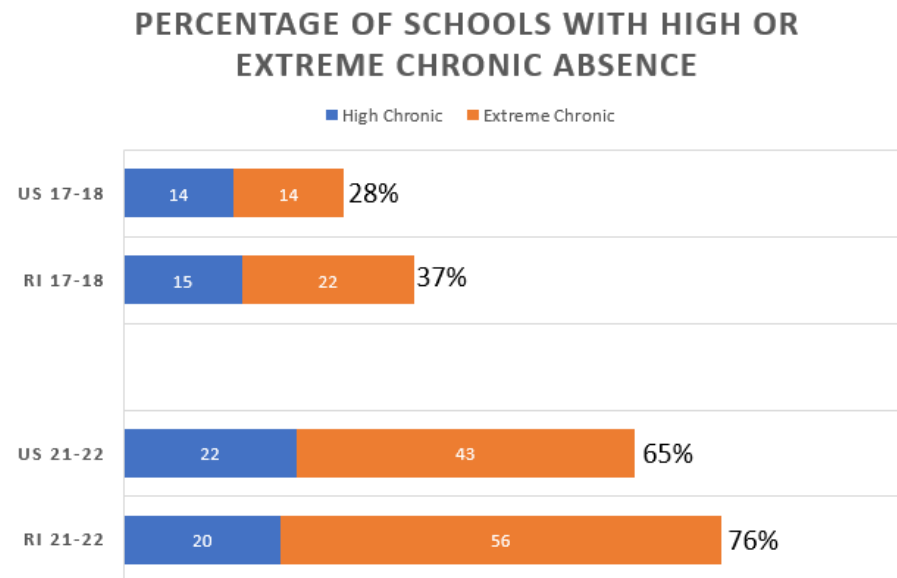
Dr. Kelvin Roldán
RIDE Deputy Commissioner of System
Transformation

Jeremy Chiappetta
Senior Advisor to Governor McKee



Absenteeism is a challenge in RI and across the country

Post-pandemic school attendance slipped dramatically. While this challenge is not unique to RI, the Ocean State school attendance was particularly impacted by the pandemic



In 2021-22, two-thirds of enrolled students in the US, (32.25 million), attended a school with high levels (20-29% of students were chronically absent) or extreme levels (30% or more were chronically absent.)

Root Causes of Absenteeism

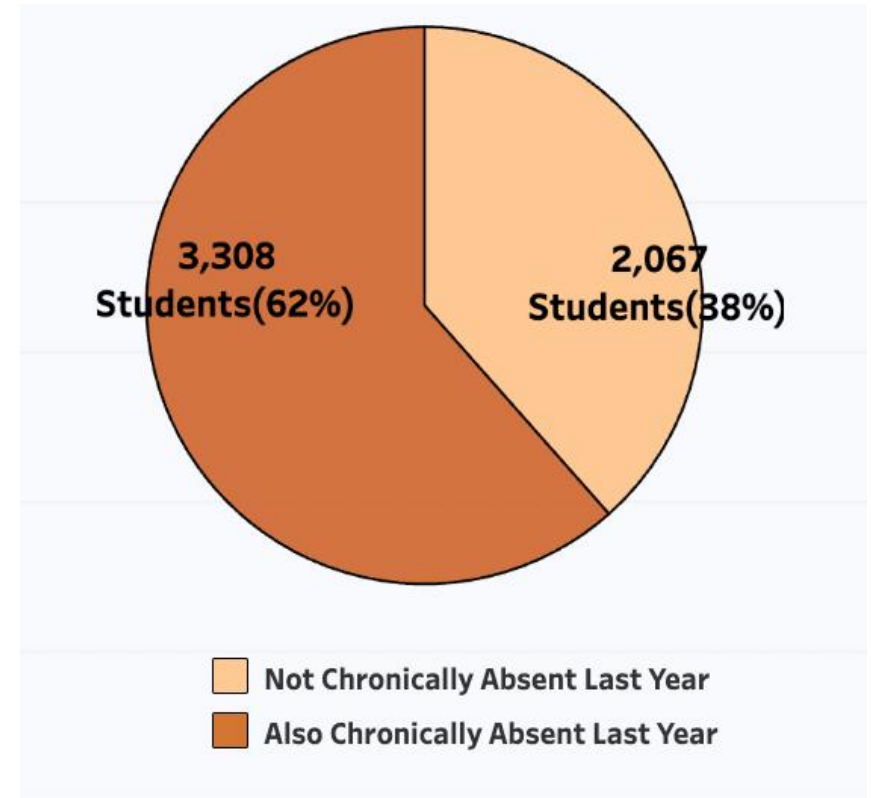
- **Barriers:** Illness, trauma, transportation, etc.
- **Aversion:** Academics, climate, disability, family history, etc.
- **Disengagement:** bored, lack of enrichment, conflicts
- **Misconceptions:** understanding of impact of absences

Absenteeism impact on our youngest learners

Children who are chronically absent in preschool, kindergarten, and first grade are much less likely to read at grade level by third grade

- 85% of students who drop out of high school were chronically absent, and this can be predicted as early as third grade, based on their early elementary school attendance
- Chronic absenteeism is habit forming. So far this school year, 62% of chronically absent students in K-5 were chronically absent during the 2022-2023 school year. This trend is consistent across LEAs

Chronic Absenteeism Patterns, K-5



Third grade achievement gap

Student outcomes are higher for students who are not chronically absent compared to those who are

RICAS ELA		RICAS MATH			
Absence Rate Categories	Meeting/Exceeding Expectations	Not Meeting/Partially Meeting Expectations	Absence Rate Categories	Meeting/Exceeding Expectations	Not Meeting/Partially Meeting Expectations
Not Chronically Absent	40.4%	59.6%	Not Chronically Absent	38.6%	61.4%
Chronically Absent	24.3%	75.7%	Chronically Absent	19.6%	80.4%

Communicating the importance of attendance

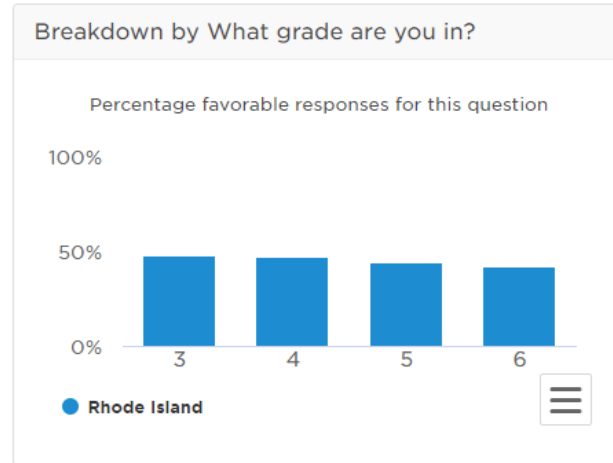
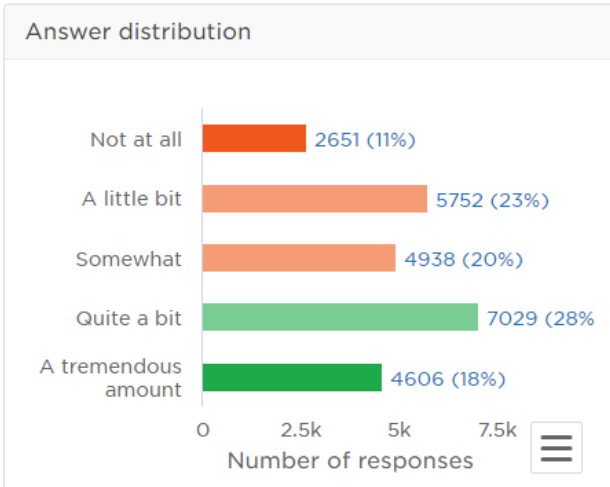
SurveyWorks data shows that less than half of RI families respond favorably regarding the impact of attendance on student outcomes, despite outcome data that shows a significant achievement gap

QUESTION

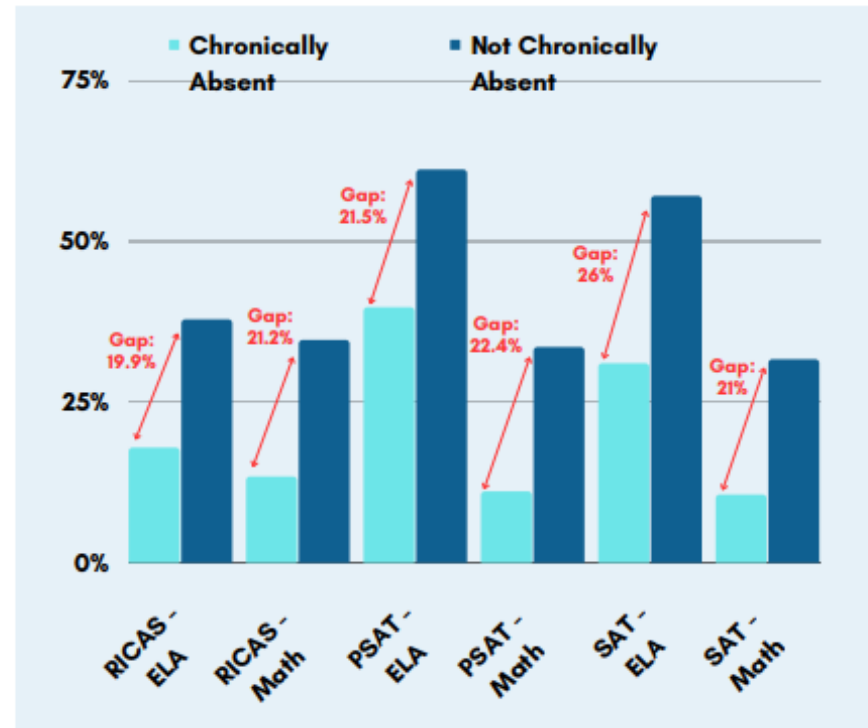
How much do you think missing at least 2 days of school a month can hurt your grades?

47% responded favorably

1 from Spring 2022



2023 Percent Proficient: Chronically Absent Students vs. Not Chronically Absent Students



AttendanceMattersRI Campaign

Promoting improved school attendance may be the first largely uncontroversial educational reform initiative of the past fifty years!



April, 2023 Governor McKee announces Learn365RI and sets improving attendance as statewide goal

August, 2023 Coordinated effort led by Governor and Commissioner, enlisting leaders across the state, to raise awareness of impact of chronic absenteeism

September, 2023 RIDE unveils statewide attendance tracking calendar for families and begins PSA campaign, supports launch of Providence Public Schools' Attendance Hero campaign

November, 2023 Governor and Commissioner hold press conference to launch series of public online attendance data dashboards and a chronic absenteeism working group

February, 2023 Launch of AttendanceMattersRI.org and video campaign

Attendance Tools

The RIDE Attendance Dashboard and the #AttendanceMattersRI playlist are recommended tools to review and share with your respective stakeholder groups

Student Attendance Leaderboard For School Year 2023-24 All Schools reload

What you are looking at

Chronic absenteeism in Rhode Island is calculated at the end of each school year, which is often too late for schools and districts to help get students to school. This dashboard is updated daily, helping school leaders to identify attendance issues early and often. We define chronic absence as missing 10 percent or more of the full school year (2 or more days per month). Through this dashboard, you can see the total student enrollment at each school, the number of students on track to be chronically absent, and the percentage of students on track to be chronically absent. Please keep in mind that this captures students who have been absent for 10 percent or more of the school year so far. In other words, this does not reflect the number and percent of students definitionally chronically absent (missing 18 or more days of school), but it can help schools see students that are *trending* to be chronically absent. Check back regularly to see how your school is doing.

How schools in the state are doing [where's my school?](#) More Attendance Dashboards and Resources Last Updated: 3/13/2024 1:30:10 AM

Compare current % chronically absent to the same time last year. The *change* (Δ) indicates whether your chronic absenteeism is increasing or decreasing in a school. Export Data

Show All entries Search:

Rank	School Name	Level	Enr.	#	%	%PY	Δ	District	Principal
1	Times2 Middle/High School (28198)	M H	388	14	3.6%	26.4%	↓	Providence	Jennifer Aguiar
2	Jamestown School-Lawn (15101)	M	193	10	5.2%	11.4%	↓	Jamestown	Nathaniel Edmunds
3	Stony Lane El. School (23114)	E	363	20	5.5%	13.6%	↓	North Kingstown	Nicole Hitchener
4	Oak Lawn School (07103)	E	252	14	5.6%	10.8%	↓	Cranston	John Decristofaro
5	Classical High School (28164)	H	1108	62	5.6%	25.5%	↓	Providence	Scott Barr



#AttendanceMattersRI Videos

Rhode Island Department of Education

59 videos 574 views Last updated on Feb 16, 2024

+ ↗ ⋮

▶ Play all ↻ Shuffle

Trauma-Informed Schools

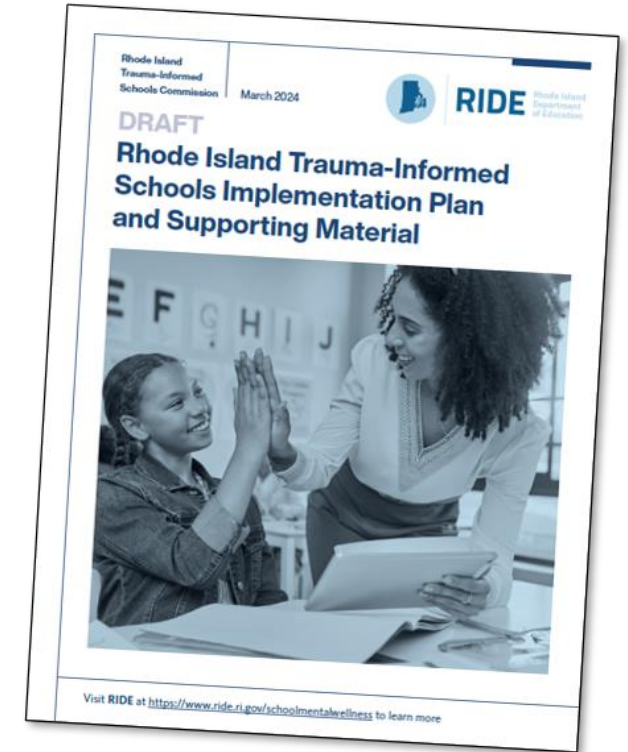
—
RIDE

RHODE
ISLAND

Background

The Trauma-Informed Schools Act was signed into law, RIGL 16-21-41, in June 2022 requiring the creation of the Commission with the following charge:

1. Conduct a review and assessment of existing trauma-informed school and community-based resources and initiatives across the state;
2. Inform the development of a trauma-informed school implementation plan and supporting materials that will be submitted to the Council on Elementary and Secondary Education; and
3. Research, identify and catalogue state, federal and philanthropic sources that align with this work for a final report due June 30, 2024



Trauma-Informed Schools Definition



To guide its work, the Commission envisioned trauma-informed schools as places that:

- provide culturally responsive and sustaining learning environments;
- infuse knowledge of trauma prevention and healing into mindsets, daily practice, and policy;
- prioritize a culture of safety, awareness, respect, and empathy for all students, staff, and families; and
- promote a healthy, resilient, and connected community


Sample Recommendations from the Plan

The actions below are a sampling. All are contingent on added resources

- Develop and implement ongoing professional development and coaching models to support trauma-informed practices
- Review discipline codes to ensure alignment with trauma-informed policies and practices
- Establish organizational structures that facilitate the alignment of initiatives, policies and procedures across the system
- Develop programs that build the capacity of staff and leaders to recognize wellbeing challenges
- Collaborate with EOHHS on expanded Medicaid Waiver to support physical and behavioral health services

Commission Members

- Vivian Acevedo, Director of Social Work, Metropolitan Career and Technical School*
- Darlene Allen, CEO and Executive Director, Adoption RI
- Rebecca Box, Executive Director, Child and Youth Cabinet of RI
- Paige Clausius-Parks, Executive Director, RI Kids Count
- Sarah Courtemanche-O'Brien, Assistant Principal, Smithfield High School*
- Jennifer Culpepper, School Social Worker, Rogers High School*
- Kayla David, Vice President, Home Division, Family Service of RI
- Frank Flynn, President, RI Federation of Teachers and Health Professionals
- Dale Folan, Licensed Clinical Social Worker, Providence Public Schools
- Gregory Fox, MD, RI Chapter, American Academy of Pediatrics
- Sandra Lopes, Chief Equity and Diversity Officer, RI Department of Education
- Katelyn Medeiros, Acting Child Advocate, RI Office of the Child Advocate
- Margaret R. Paccione-Dyszlewski, Director Clinical Innovation, Bradley Hospital, Clinical Assistant Professor, Department of Psychiatry and Human Behavior, Brown University
- Gina Picard, Superintendent, Chariho Regional School District



**Appointed by the Council on
Elementary and Secondary
Education in February 2023 per
state law**

*Served a partial term

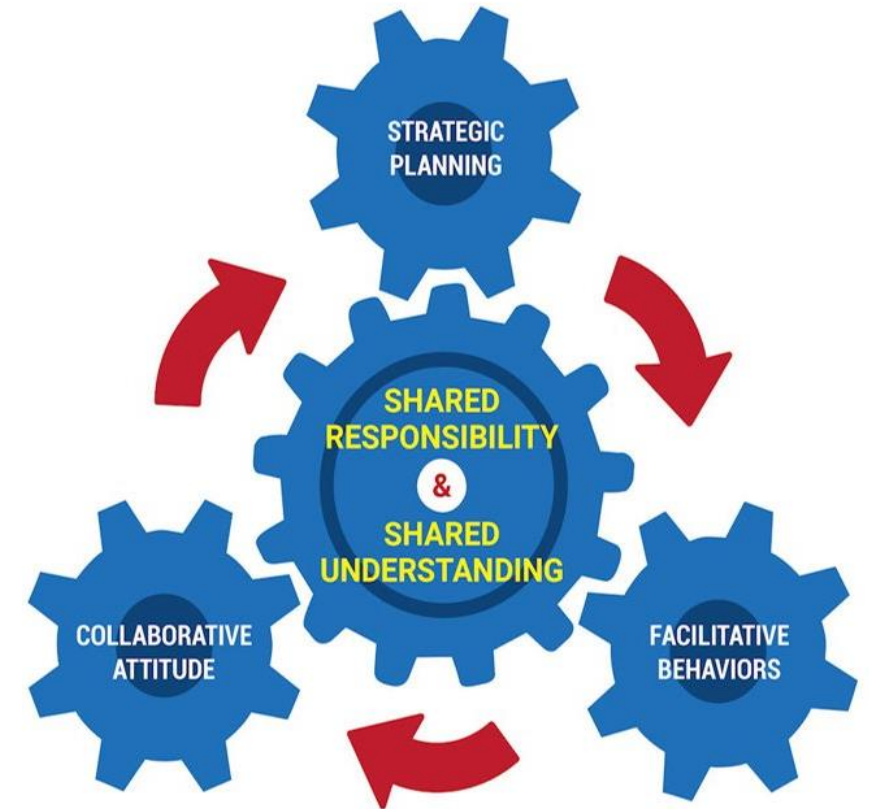
Facilitated Individualized Education Program (IEP) Plan Service

—
RIDE

RHODE
ISLAND

What is a Facilitated IEP/504 Meeting?

- A conflict prevention process that involves:
 - Facilitative structure
 - Shared responsibility
 - Collaborative attitude
 - Strategic planning
- A process that enables IEP/504 teams to:
 - Build and improve family/school relationships
 - Reach true consensus through effective communication
 - Focus on student needs



Where these concepts come together
the team finds shared responsibility
and shared understanding.

How is IEP/504 Facilitation Administered?



A voluntary, free service offered by RIDE



Trained Facilitators



Available upon parent or district request



Requires agreement to participate *by both parties*

Facilitated Individualized Education Program (IEP) Plan Service

The new service will provide neutral facilitation where disagreements may exist and reduce schools' reliance on formal dispute resolution.

- The program is supported by \$450,000 in state funding
- A 504 plan is geared toward ensuring a student has equitable access, while an IEP focuses on individualized specially designed instruction and services
- The service is staffed by three experienced and respected FIEP professionals
- RIDE has completed orientation sessions for school superintendents, special education directors, legislators, community organizations, and other stakeholders;
 - offered extensive training for selected districts and RIDE staff;
 - and the developed and implemented an ongoing Community of Practice for trained school districts

Stay Informed: www.ride.ri.gov/FIEP

RIDE has developed a dedicated FIEP page that provides information and procedures for schools and families to access the new service.



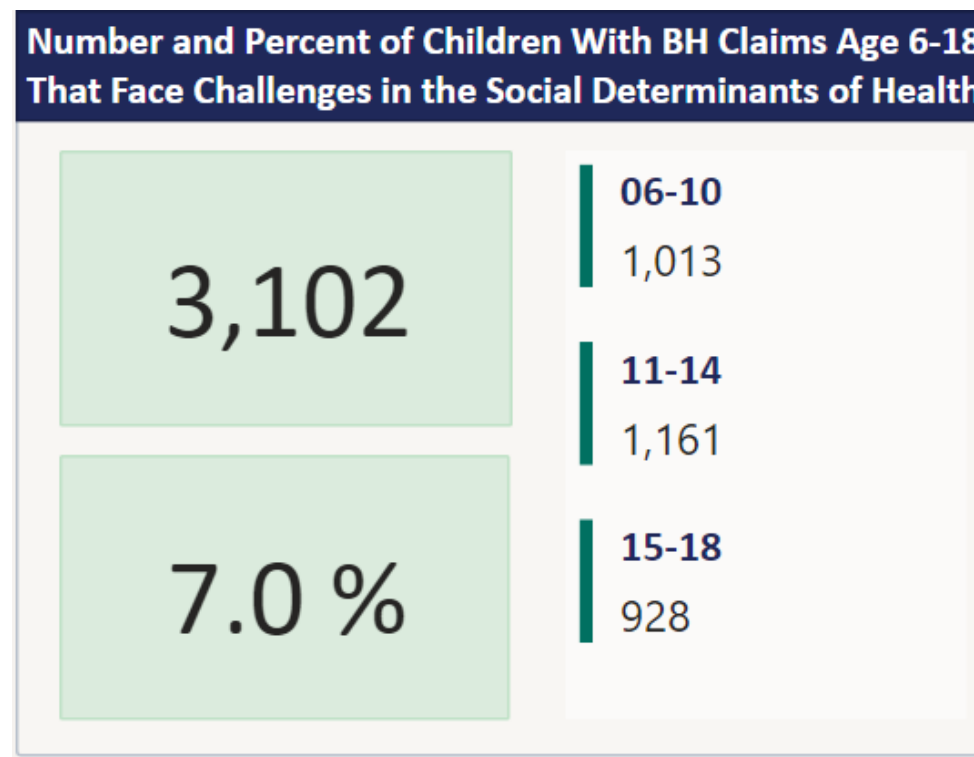
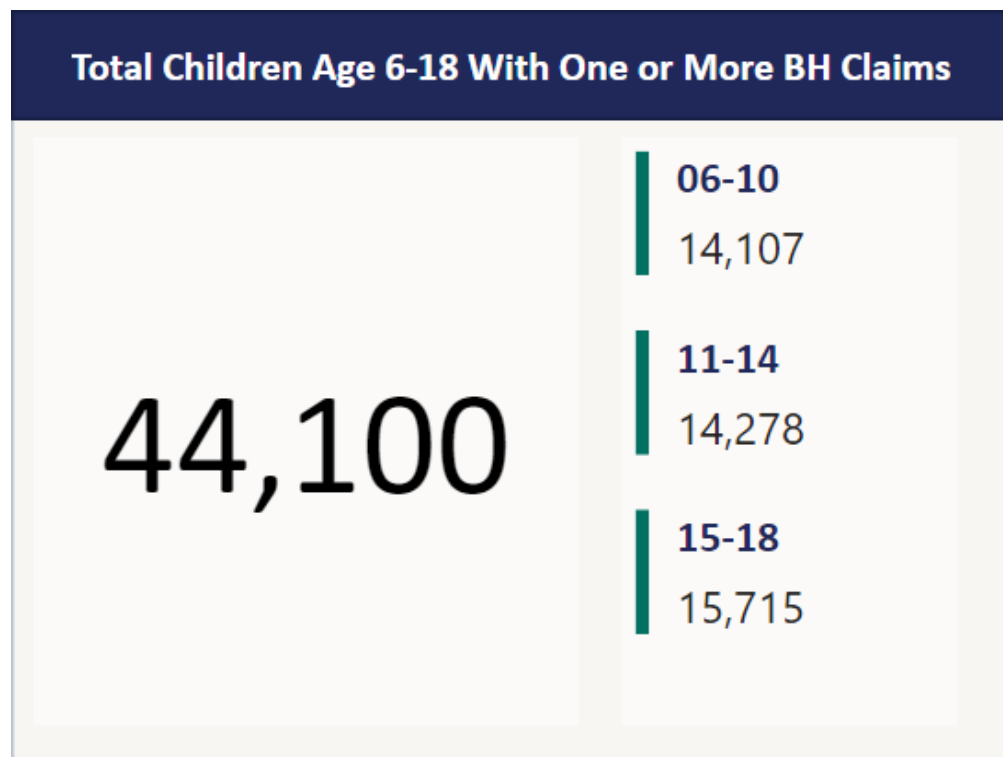
Youth Mental Health

EOHHS & DCYF

**RHODE
ISLAND**

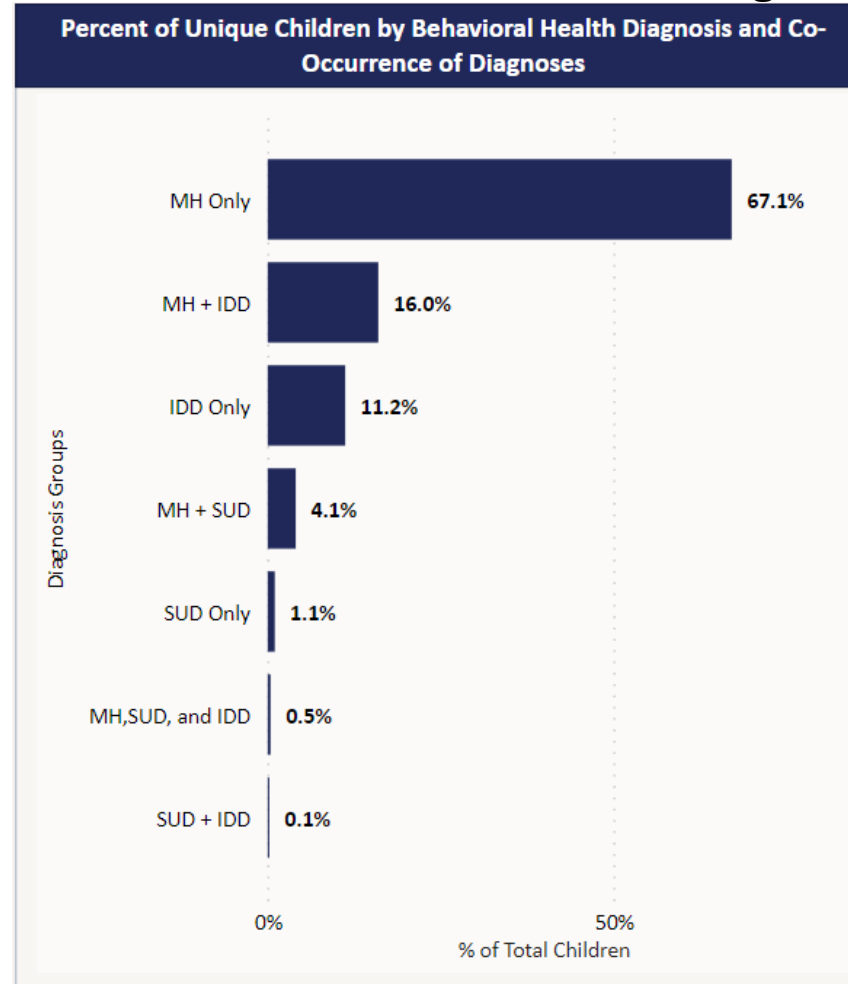
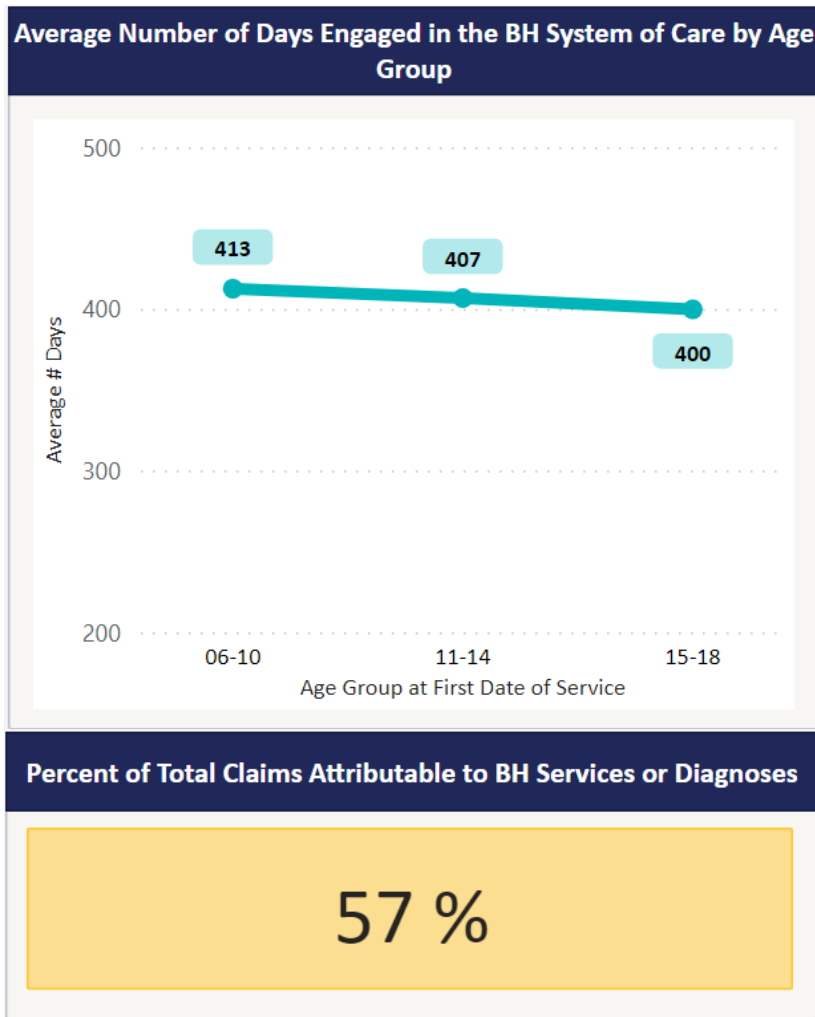
School-Age Behavioral Health Snapshot

All Payers Claims Database limited to children with at least one behavioral health associated claim from age 6-18 years old.



School-Age Behavioral Health Snapshot

All Payers Claims Database limited to children with at least one behavioral health associated claim from age 6-18 years old.



SAMHSA System of Care Grant: FY23-26

EOHHS received a SAMHSA System of Care (SOC) Expansion and Sustainability Grant, beginning 9/30/2022. This award totals ~\$10M over four years, funding the following initiatives:

Mobile Response and Stabilization Services (MRSS)

Rapid crisis intervention, support, and stabilization for children experiencing mental health crises in their own environment.

Community Based Intensive Care Program

An intensive, home-based program for children facing complex mental health struggles, exceeding the current capabilities of home and community-based services.

Family Engagement Organization

Parent Support Network provides Lead Family Coordinators to collaborate at all decision-making levels for SOC development and implementation.

Data Collection and Performance Evaluation

The EOHHS Ecosystem Data and Analytics Team, led by the Freedman Healthcare team, is responsible for the data analysis and evaluation of this project

Key Staff Positions

Project Director (EOHHS): Ellie Rosen
Qualitative Evaluator (EOHHS): Susannah Slocum
Sr. Project Mgr. (DCYF): Susan Lindberg
Lead Family Coordinators: Brenda Alejo and Tyrone Jackson

Children's Behavioral Health System of Care Programmatic Updates

- **Mobile Response and Stabilization Services**
 - From November 2022 – present, Tides Family Services and Family Service of Rhode Island have served over 700 children and youth. Collectively, the providers have stabilized 92% of all cases in the community.
- **Community Based Intensive Care Program**
 - EOHHS issued a Request for Proposal (RFP) for Community-Based Intensive Care (CBIC) for a home and community-based service that is very intensive and works with the most complex behavioral health difficulties with children in order to maintain them in their home or step them down from psychiatric hospitalizations or intensive residential programs.
 - Community Care Alliance has been awarded the contract and is working with Tides Family Services to carry out the program. Since its official launch in February 2024, CCA has opened nine cases.

The DCYF Home-Based array and FCCPs

Goal: To provide evidence-based and evidence-informed behavioral health services and supports to children and families to strengthen families, improve child well-being, and prevent the need for out-of-home care, hospitalization, or other family disruption.



Expanding the Children’s Service Array and Wraparound Care Coordination

- **FY23-24 Expansion:** DCYF has provided rate increases to home-based services and the Family Care Community Partnerships (FCCPs) to increase capacity and availability of services.

Re-procuring the Home-Based Array

- **RFP:** DCYF is currently re-procuring its home-based array to expand access further and implement additional innovative services that are proven effective.

The DCYF home-based service array provides intensive, child and family-focused behavioral health services to families open to DCYF and to families who have no department involvement all (and who do not need to open to the department to access the services).

Breadth of Services Available through the DCYF Home-Based Array

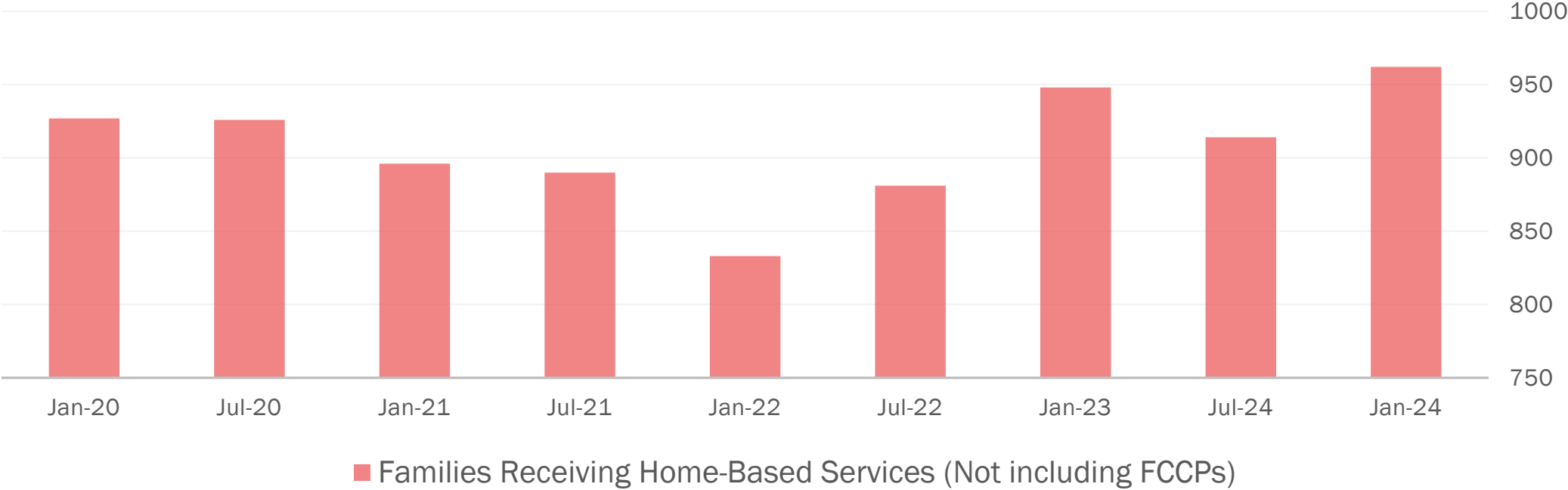
The following is the full array of DCYF-contracted, home-based services, as categorized by service type and needs addressed:

Disruptive Behavior Programs	Family Stabilization Programs	Mental Health Programs	Visitation Programs	Special Populations	Parent Training + Skill Building	Miscellaneous Programs
<ul style="list-style-type: none"> • Family-Centered Treatment • Functional Family Therapy • Multi-Systemic Therapy • Parenting with Love & Limits • Positive Parenting Program • Preserving Families Network 	<ul style="list-style-type: none"> • Enhanced Family Support Services • Family-Centered Treatment • Family Pres • Family Pres - DD • Family Stabilization Program • Project Connect • Homebuilders • Trauma Systems Therapy – Community Health Team 	<ul style="list-style-type: none"> • Family Centered Treatment • Functional Family Therapy • Parenting with Love & Limits • Preserving Families Network • Preserving Families Network Lite • Teen Assertive Community Team • Trauma Systems Therapy 	<ul style="list-style-type: none"> • Families Together Visitation • BoysTown Visitation • Immediate Response Visitation Program • Immediate Response Visitation Program DD • Integrated Permanency Supports Visitation • Integrated Permanency Supports Visitation DD • Trauma Systems Therapy Visitation 	<ul style="list-style-type: none"> • CSEC Day One • Familias Unidas • Strong African American Families • Family Preservation and Permanency • Multi-Systemic Therapy, Problem Sexual Behavior • Parent & Family Empowerment Program • Supporting Adoptive and Foster Families Everywhere • Supporting Teens and Adults At-Risk • Trauma Treatment, Evaluation, Assessment, and Management 	<ul style="list-style-type: none"> • Best Start • SafeCare • Positive Parenting Program 	<ul style="list-style-type: none"> • Outreach & Tracking • Parent Support Network • Teen Focus • Youth Advocates Program

For an in-depth description of each service, please refer to the DCYF Resource Guide at: <https://dcyf.ri.gov/services/behavioral-health/central-referral-unit/service-provider-guide>

DCYF Service Array Utilization

Home-Based Utilization Jan. 2020 – Jan. 2024



Family Care Community Partnerships (FCCPs)

- The Family Care Community Partnerships (FCCPs) represent DCYF's critical primary prevention effort for the state.
- The FCCPs provide high-fidelity wraparound facilitation for families who have children experiencing emotional or behavioral difficulties, serious behavioral challenges at school, stressful life experiences, or a lack of natural and community supports.
- The FCCP teams use a strength-based approach to wraparound the child and family and coordinate services, develop and reach attainable goals, and empower families to become their own advocate through voice and choice.
- The FCCPs are statewide and located in 5 catchment areas:
 - ✓ East Bay, Northern, East Urban Core, West Urban Core, Washington-Kent

Similar to the rest of the DCYF home-based array, DCYF has been able to restore critical capacity for the FCCPs post-pandemic and expand access to wraparound facilitation.

Career Pathways



GWB

**RHODE
ISLAND**



Real Skills for Youth Program *(funded through JDF dollars)*

Facts & Stats:

- Established in 2018
- Over 14,000 youth served statewide to date
- Over \$12M in program investments to date
- Participants can earn a range of \$13 to \$15 per hour
- Participants receive extensive **work readiness** preparation and **health, safety & rights on the job training** through the Institute of Labor Studies & Research
- Participants required to complete a **minimum of 80 hours** per when in WBL





Prepare RI Internship Program

- Established in 2018
- Program Investments to date – Over \$7M in JDF investments
- Over 1,600 youth served statewide to date
- Paid summer internships for RI public High School juniors
- Strengthens Rhode Island's talent pipeline



2023 PrepareRI Internship Program

Employer Partners

AccessPoint RI	Herrick & White	Rhode Island Department of Environmental Management
Aesthetic Dental Studio of RI	Home Health & Hospice Care of Nursing Placement	Rhode Island Department of Transportation
AJ Drywall and Plastering	J Arthur Trudeau Memorial Center	Rhode Island Historical Society
Amgen	Jules Hope Chest	Rhode Island Hospitality Association
Apple Blossom Preschool & Early Learning Center Inc	Leadership RI	Rhode Island Judiciary
Arnold Lumber	Lifespan	Rhode Island Office of the Postsecondary Commissioner
Bank of America	Little Angels Academy Childcare Center	Rhode Island PBS
Beacon Mutual Insurance	Luxury Leaf	Rhode Island Youth Theatre
Big Brothers Big Sisters of Rhode Island	McGrath Clambakes and Catering	Roger Williams Park Zoo
Bow Chika Wow Town	Medicote	Sabater Laboratory of Psychological Innovations Inc
Brown University	My Learning Tree Preschool & Childcare	SabaterLAB Foundation
Brown Urology	New England Institute of Technology	Sylvan Learning Center
Care New England	Newport Restaurant Group	Teknicote
Citizens Bank	Northern Rhode Island Chamber of Commerce	The Empowerment Factory
City of Providence	OCYL: the Mayor's Office of Children, Youth and Learning	The Fogarty Center
Classical High School Alumni Association	Office of the Lieutenant Governor	Thielsch Engineering
Community College of Rhode Island	Onward We Learn	Thundermist Health Center
Creative A LLC	Opportunities Unlimited	Town of North Smithfield
Cross Country Mortgage dba Eliana Parada	Pasito Kids Learning Center	Trinity Repertory Theater
CVS Health	Potter League For Animals	UNCAS International
Dewetron	Pranzi Catering and Events	University Otolaryngology Head and Neck Surgery Inc
East Side Senior Apartments	Progreso Latino Inc.	Walgreens
Electric Boat	Providence Promise	West Bay RI
Family Service of Rhode Island	Providence Public Library	West Place Animal Sanctuary
Friends Way	Refugee Dream Center	Workforce Ready Solutions, LLC
Global Science & Environtech, Inc.	Regent Craft Inc.	Yushin America Robotics
Green Line Apothecary	Rhode Island Black Business Association	
Heart Chiropractic & Wellness	Rhode Island College	

CAREER EXPLORATION EQUITY GRANTS

For Schools and Community-Based Organizations

July 2023



Launched in Summer 2023

Amount Available: \$100,000

Max Award Amount: \$5,000 per calendar year

100% Reimbursement to Applicants

***MUST BE REGISTERED IN OCEAN STATE PROCURES
PRIOR TO SUBMITTING APPLICATION***

Eligible Activities Schools/CBOs may utilize this program to provide high-quality career exploration experiences to youth and young adults are as follows:

- Career Exploration Field Trips
- Employer Site Visits/Tours
- Industry Presentations, Demonstrations, or Speakers
- Extracurricular Programs/Activities
- Virtual Career Exploration

Career Exploration Equity Grant

Employer Name	Entity Type	# of youth participant	Grades
Center for Dynamic Learning Inc DBA Center For Dynamic Learning	Non-Profit/Community Based Organization	25	9-12
Conanicut Island Sailing	Non-Profit/Community Based Organization	10	9-12
Conanicut Island Sailing	Non-Profit/Community Based Organization	9	9-12
Conanicut Island Sailing	Non-Profit/Community Based Organization	9	9-12
Conanicut Island Sailing	Non-Profit/Community Based Organization	9	9-12
Cowden Street Collaborative DBA Seque Institute for Learning	Charter School	50	7-9
Newport Film Inc DBA Newportfilm	Non-Profit/Community Based Organization	180	7
Providence After School Alliance	Non-Profit/Community Based Organization	13	9-12
Providence Public Library	Non-Profit/Community Based Organization	25	1-10
Rhode Island Coalition of Black Women	Non-Profit/Community Based Organization	30	6-12
Rhode Island Office of Post Secondary Commissioner	Other	275	10-12
RI Hospitality Association	Non-Profit/Community Based Organization	200	10-12
SabaterLab Foundation	Non-Profit/Community Based Organization	20	12
The Rhode Island Association of SkillsUSA	Non-Profit/Community Based Organization	100	9-12
Town of Burriville DBA Town of Burriville	Public School	12	12
Town of Cumberland dba Cumberland School Department	Public School	20	7-8
Town of East Greenwich (DBA East Greenwich School District)	Public School	50	9-12
Town Of Scituate	Public School	30	9-12
Town of Westerly	Public School	600	8-12
University of Rhode Island Research Foundation dba Polaris MEP	Non-Profit/Community Based Organization	25	9-12
University of Rhode Island Research Foundation dba Polaris MEP	Non-Profit/Community Based Organization	25	10-12/GED Candidates
Woonasquatucket River Watershed Council	Non-Profit/Community Based Organization	25	6-8
Youth Moving Forward	Non-Profit/Community Based Organization	100	6-12
		1842	



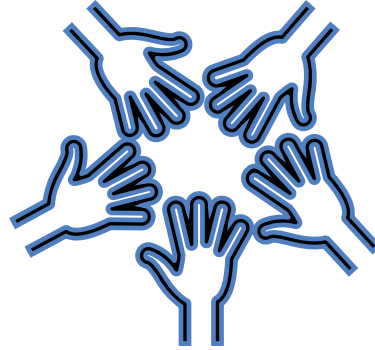
JA Inspire 2023 (Prepare RI 8th Grade Career Exploration Fair)



JA Inspire 2023 Outcomes



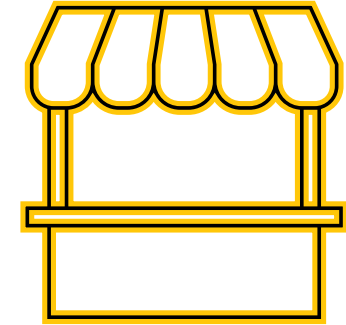
5,246 students in-class curriculum
4,028 students attended at RICC



Over 450 Volunteers



33 schools participated



91 Exhibitor Booths

Industries Represented by Cluster

- Accounting, Finance & Insurance
- Architecture, Construction & Engineering
- Arts, Communications & Design
- Automotive Trades, Marine Trades
- Bioscience, Health & Medical Education
- Defense, Legal, Public Safety

Industries continued

- Energy, Information, Technology & Science
- Hospitality and Tourism
- Human Services, Education & Training
- Manufacturing
- Transportation & Logistics



**Youth WIOA
(Workforce Innovation
Opportunity Act)**

What is **YOUTH WIOA**?



A comprehensive youth employment program for serving eligible in-school or out-of-school youth, ages 14 to 24, who face barriers in education, training, and employment.

Current (Statewide) WIOA Youth Providers

- Community Care Alliance
 - Woonsocket
- Comprehensive Community Action Program
 - Providence, Pawtucket, Central Falls, Cranston, Warwick/West Warwick
- East Bay community Action Program
 - East Bay Area
- Foster Forward
 - Statewide
- Tri-County Community Action Agency
 - South County Area



**east bay community
action program**





- Tutoring, Study Skills Training, Instruction & Drop out Prevention
- Alternative Secondary School and Dropout Recovery Services
- Paid & Unpaid work experience
- Occupational Skills training
- Education offered concurrently with workforce preparation
- Leadership development opportunities
- Adult mentoring
- Follow-up services
- Comprehensive Guidance and Counseling
- Supportive Services
- Financial Literacy Education
- Entrepreneurial Skills Training
- Services that provide labor market information
- Postsecondary preparation and transition activities

Governor's Workforce Board Youth Programs Team



Julissa P. Disu

Director of Youth Career Readiness Programs

Julissa.Disu@dlt.ri.gov

Office: 401-462-8971

Work Cell: 401-439-5995



Alaina Roch

Program Coordinator

Office: 401-462-8169

Work Cell: 401-450-5671

Alaina.Roch@dlt.ri.gov

Discussion



Discussion

- What stood out to you from the data presented? What are your key takeaways?
- What opportunities do you see for more collaboration and coordination?
- How could this information help communities, partners, and others to meet the needs of school-age youth?
- What are emerging areas of need among school-age youth do you see?

Public Comment

